

STATE OF WYOMING - DIVISION OF BANKING
ABSTRACT REPORT OF STATE AND NATIONAL BANKS IN WYOMING

September 30, 2012

(000 Omitted)

| ASSETS | (26) STATE BANKS <small>(52 BRANCHES*)</small> | (6) NATIONAL BANKS <small>(14 BRANCHES*)</small> | COMBINED TOTALS |
|---|---|---|--------------------|
| Cash and balances due from depository institutions | | | |
| a. Non-interest bearing balances and currency and coin | 90,544 | 47,861 | 138,405 |
| b. Interest-bearing balances | 314,647 | 204,805 | 519,452 |
| Securities | | | |
| a. Held-to-maturity securities | 151,967 | 0 | 151,967 |
| b. Available-for-sale securities | 1,289,871 | 646,532 | 1,936,403 |
| Federal funds sold & securities purchased under agreement to resell: | | | |
| a. Fed funds sold | 75,532 | 0 | 75,532 |
| b. Securities purchased under agreements to resell | 0 | 0 | 0 |
| Loans & lease financing receivables: | | | |
| a. Loans & leases held for sale | 32,581 | 8,635 | 41,216 |
| b. Loans & leases, net of unearned income | 2,691,220 | 628,080 | 3,319,300 |
| c. LESS: Allowance for loan and lease losses | 51,565 | 11,216 | 62,781 |
| d. Loans & leases, net of unearned income & allowance | 2,639,655 | 616,864 | 3,256,519 |
| Trading assets | 0 | 0 | 0 |
| Premises and fixed assets (including capitalized leases) | 114,704 | 23,670 | 138,374 |
| Other real estate owned | 22,385 | 4,478 | 26,863 |
| Investments in unconsolidated subsidiaries and associated companies | 0 | 0 | 0 |
| Direct and indirect investments in real estate ventures | 0 | 0 | 0 |
| Intangible assets: | | | |
| a. Goodwill | 10,041 | 316 | 10,357 |
| b. Other Intangible assets | 2,319 | 664 | 2,983 |
| Other assets | 99,202 | 32,758 | 131,960 |
| TOTAL ASSETS | 4,843,448 | 1,586,583 | 6,430,031 |
| LIABILITIES | | | |
| Deposits | | | |
| a. In domestic offices | | | |
| 1. Noninterest bearing | 4,232,691 | 1,404,060 | 5,636,751 |
| 2. Interest bearing | 705,469 | 335,575 | 1,041,044 |
| b. Interest bearing | 3,527,222 | 1,068,485 | 4,595,707 |
| Federal funds purchased & securities sold under agreements to repurchase | | | |
| a. Fed funds purchased | 1,390 | 0 | 1,390 |
| b. Securities sold under agreements to repurchase | 36,495 | 3,231 | 39,726 |
| Trading liabilities | 0 | 0 | 0 |
| Other borrowed money (including mortgage indebtedness & obligations under capitalized leases) | 73,687 | 3,490 | 77,177 |
| Subordinated notes and debentures | 0 | 0 | 0 |
| Other liabilities | 14,384 | 5,867 | 20,251 |
| TOTAL LIABILITIES | 4,358,647 | 1,416,648 | 5,775,295 |
| EQUITY CAPITAL | | | |
| Perpetual preferred stock and related surplus | 0 | 0 | 0 |
| Common stock | 20,099 | 3,844 | 23,943 |
| Surplus | 168,028 | 26,773 | 194,801 |
| a. Retained earnings | 269,174 | 125,029 | 394,203 |
| b. Accumulated other comprehensive income | 27,500 | 14,289 | 41,789 |
| c. Other equity capital components | 0 | 0 | 0 |
| Noncontrolling (minority) interests in consolidated subsidiaries | 0 | 0 | 0 |
| TOTAL EQUITY CAPITAL | 484,801 | 169,935 | 654,736 |
| TOTAL LIABILITIES AND EQUITY CAPITAL | 4,843,448 | 1,586,583 | 6,430,031 |

* The information contained in the Abstract Report reflects the 26 state-chartered and 6 nationally-chartered banks in the State of Wyoming and their 66 branches. There are also 12 banks, chartered out-of-state, with 118 branches in Wyoming.
Total state and national banking locations in Wyoming - 216

STATE OF WYOMING - DIVISION OF BANKING
ABSTRACT REPORT OF STATE AND NATIONAL BANKS IN WYOMING

September 30, 2011

(000 Omitted)

| | (26) STATE BANKS <small>(61 BRANCHES*)</small> | (8) NATIONAL BANKS <small>(16 BRANCHES*)</small> | COMBINED TOTALS |
|---|---|---|--------------------|
| ASSETS | | | |
| Cash and balances due from depository institutions | | | |
| a. Non-interest bearing balances and currency and coin | 110,425 | 57,105 | 167,530 |
| b. Interest-bearing balances | 296,401 | 185,406 | 481,807 |
| Securities | | | |
| a. Held-to-maturity securities | 144,407 | 2,596 | 147,003 |
| b. Available-for-sale securities | 1,492,974 | 835,327 | 2,328,301 |
| Federal funds sold & securities purchased under agreement to resell: | | | |
| a. Fed funds sold | 67,015 | 19,991 | 87,006 |
| b. Securities purchased under agreements to resell | 0 | 0 | 0 |
| Loans & lease financing receivables: | | | |
| a. Loans & leases held for sale | 21,302 | 13,833 | 35,135 |
| b. Loans & leases, net of unearned income | 2,826,526 | 855,992 | 3,682,518 |
| c. LESS: Allowance for loan and lease losses | 62,995 | 15,756 | 78,751 |
| d. Loans & leases, net of unearned income & allowance | 2,763,531 | 840,236 | 3,603,767 |
| Trading assets | 0 | 3,853 | 3,853 |
| Premises and fixed assets (including capitalized leases) | 124,850 | 38,948 | 163,798 |
| Other real estate owned | 24,502 | 5,183 | 29,685 |
| Investments in unconsolidated subsidiaries and associated companies | 0 | 0 | 0 |
| Direct and indirect investments in real estate ventures | 0 | 0 | 0 |
| Intangible assets: | | | |
| a. Goodwill | 32,609 | 316 | 32,925 |
| b. Other Intangible assets | 5,344 | 702 | 6,046 |
| Other assets | 95,269 | 45,472 | 140,741 |
| TOTAL ASSETS | 5,178,629 | 2,048,968 | 7,227,597 |
| LIABILITIES | | | |
| Deposits | | | |
| a. In domestic offices | 4,345,679 | 1,816,814 | 6,162,493 |
| 1. Noninterest bearing | 624,104 | 399,932 | 1,024,036 |
| 2. Interest bearing | 3,721,575 | 1,416,882 | 5,138,457 |
| Federal funds purchased & securities sold under agreements to repurchase | | | |
| a. Fed funds purchased | 650 | 613 | 1,263 |
| b. Securities sold under agreements to repurchase | 100,911 | 4,823 | 105,734 |
| Trading liabilities | 0 | 0 | 0 |
| Other borrowed money (including mortgage indebtedness & obligations under capitalized leases) | 196,388 | 7,933 | 204,321 |
| Subordinated notes and debentures | 0 | 0 | 0 |
| Other liabilities | 18,454 | 7,120 | 25,574 |
| TOTAL LIABILITIES | 4,662,082 | 1,837,303 | 6,499,385 |
| EQUITY CAPITAL | | | |
| Perpetual preferred stock and related surplus | 0 | 0 | 0 |
| Common stock | 20,524 | 4,844 | 25,368 |
| Surplus | 294,214 | 27,661 | 321,875 |
| a. Retained earnings | 179,447 | 161,405 | 340,852 |
| b. Accumulated other comprehensive income | 22,362 | 17,755 | 40,117 |
| c. Other equity capital components | 0 | 0 | 0 |
| Noncontrolling (minority) interests in consolidated subsidiaries | 0 | 0 | 0 |
| TOTAL EQUITY CAPITAL | 516,547 | 211,665 | 728,212 |
| TOTAL LIABILITIES AND EQUITY CAPITAL | 5,178,629 | 2,048,968 | 7,227,597 |

* The information contained in the Abstract Report reflects the 26 state-chartered and 8 nationally-chartered banks in the State of Wyoming and their 77 branches. There are also 9 banks, chartered out-of-state, with 105 branches in Wyoming.
Total state and national banking locations in Wyoming - 216

TOTAL LOANS COMPARISON (000 omitted)
WYOMING STATE BANKS

| BANK | LOCATION | December 31, 2010 | December 31, 2011 | September 30, 2011 | September 30, 2012 |
|-----------------------------------|---------------|-------------------|-------------------|--------------------|--------------------|
| THE BANK OF STAR VALLEY | AFTON | 73,255 | 68,332 | 70,192 | 70,387 |
| SECURITY STATE BANK | BASIN | 155,888 | 174,558 | 174,211 | 188,753 |
| FIRST NORTHERN BANK OF WYOMING ** | BUFFALO | 0 | 0 | 0 | 135,600 |
| JONAH BANK OF WYOMING | CASPER | 115,692 | 118,063 | 120,030 | 149,142 |
| CHEYENNE STATE BANK | CHEYENNE | 32,912 | 28,410 | 30,689 | 27,336 |
| SECURITY FIRST BANK | CHEYENNE | 40,881 | 41,030 | 40,737 | 39,327 |
| TRI-COUNTY BANK | CHEYENNE | 40,603 | 42,923 | 42,149 | 45,821 |
| WYOMING BANK AND TRUST | CHEYENNE | 69,359 | 69,713 | 66,632 | 76,903 |
| CONVERSE COUNTY BANK | DOUGLAS | 124,673 | 126,041 | 125,558 | 126,161 |
| 1st BANK **** | EVANSTON | 266,505 | 243,215 | 249,674 | 0 |
| STATE BANK | GREEN RIVER | 28,840 | 26,141 | 27,245 | 24,677 |
| OREGON TRAIL BANK | GUERNSEY | 15,054 | 14,626 | 14,899 | 14,968 |
| BANK OF JACKSON HOLE | JACKSON | 396,225 | 407,611 | 409,057 | 390,715 |
| ROCKY MOUNTAIN BANK | JACKSON | 184,698 | 150,406 | 159,607 | 121,839 |
| CENTRAL BANK & TRUST | LANDER | 80,671 | 78,915 | 78,090 | 79,562 |
| WYOMING STATE BANK | LARAMIE | 79,293 | 91,568 | 88,420 | 88,502 |
| LUSK STATE BANK | LUSK | 30,346 | 30,201 | 30,995 | 28,576 |
| UINTA BANK | MOUNTAIN VIEW | 32,186 | 34,509 | 34,459 | 38,800 |
| FIRST STATE BANK OF NEWCASTLE | NEWCASTLE | 47,704 | 46,603 | 47,459 | 42,424 |
| FARMERS STATE BANK | PINE BLUFFS | 8,915 | 7,244 | 8,385 | 7,754 |
| FIRST BANK OF WYOMING *** | POWELL | 0 | 130,767 | 134,952 | 0 |
| COWBOY STATE BANK | RANCHESTER | 30,461 | 26,465 | 29,375 | 26,080 |
| BANK OF COMMERCE | RAWLINS | 44,058 | 42,655 | 43,415 | 44,476 |
| RSNB BANK * | ROCK SPRINGS | 0 | 0 | 0 | 93,442 |
| SUNDANCE STATE BANK | SUNDANCE | 72,764 | 78,489 | 81,331 | 87,954 |
| PINNACLE BANK - WYOMING | TORRINGTON | 381,544 | 390,905 | 398,524 | 414,179 |
| PLATTE VALLEY BANK | TORRINGTON | 163,636 | 175,115 | 169,229 | 179,398 |
| FIRST STATE BANK | WHEATLAND | 172,573 | 171,549 | 172,514 | 181,025 |
| TOTAL LOANS - STATE BANKS | | 2,688,736 | 2,816,054 | 2,847,828 | 2,723,801 |

* Converted to state charter May 31, 2012

** Converted to state charter June 29, 2012

*** Converted to state charter June 30, 2011; Merged with Glacier Bank in Kalispell, MT April 30, 2012

**** Merged with Glacier Bank in Kalispell, MT April 30, 2012

TOTAL LOANS COMPARISON (000 omitted)
WYOMING NATIONAL BANKS

| BANK | LOCATION | December 31, 2010 | December 31, 2011 | September 30, 2011 | September 30, 2012 |
|-------------------------------------|--------------|-------------------|-------------------|--------------------|--------------------|
| FIRST NATIONAL BANK ** | BUFFALO | 117,187 | 127,391 | 125,033 | 0 |
| HILLTOP NATIONAL BANK | CASPER | 220,851 | 229,049 | 223,421 | 237,503 |
| FIRST NATIONAL BANK OF GILLETTE | GILLETTE | 119,792 | 123,420 | 124,256 | 127,336 |
| SUMMIT NATIONAL BANK | HULETT | 40,930 | 43,446 | 46,789 | 45,264 |
| FIRST NATIONAL BANK OF WYOMING | LARAMIE | 101,273 | 94,634 | 95,728 | 97,969 |
| FIRST NATIONAL BANK AND TRUST *** | POWELL | 143,224 | 0 | 0 | 0 |
| RAWLINS NATIONAL BANK | RAWLINS | 89,504 | 68,949 | 74,581 | 58,893 |
| WYOMING NATIONAL BANK | RIVERTON | 72,572 | 69,900 | 71,101 | 69,750 |
| ROCK SPRINGS NATIONAL BANK * | ROCK SPRINGS | 117,668 | 101,952 | 108,916 | 0 |
| TOTAL LOANS - NATIONAL BANKS | | 1,023,001 | 858,741 | 869,825 | 636,715 |

* Converted to state charter May 31, 2012

** Converted to state charter June 29, 2012

*** Converted to state charter June 30, 2011

TOTAL DEPOSITS COMPARISON (000 omitted)

WYOMING STATE BANKS

| BANK | LOCATION | December 31, 2010 | December 31, 2011 | September 30, 2011 | September 30, 2012 |
|-------------------------------------|---------------|-------------------|-------------------|--------------------|--------------------|
| THE BANK OF STAR VALLEY | AFTON | 101,175 | 104,393 | 103,734 | 100,651 |
| SECURITY STATE BANK | BASIN | 241,489 | 256,747 | 250,726 | 257,052 |
| FIRST NORTHERN BANK OF WYOMING ** | BUFFALO | 0 | 0 | 0 | 209,640 |
| JONAH BANK OF WYOMING | CASPER | 166,378 | 180,547 | 170,617 | 201,915 |
| CHEYENNE STATE BANK | CHEYENNE | 37,146 | 35,885 | 35,040 | 33,280 |
| SECURITY FIRST BANK | CHEYENNE | 58,320 | 55,779 | 58,425 | 56,952 |
| TRI-COUNTY BANK | CHEYENNE | 42,501 | 42,825 | 42,937 | 46,573 |
| WYOMING BANK AND TRUST | CHEYENNE | 107,741 | 108,125 | 103,854 | 117,454 |
| CONVERSE COUNTY BANK | DOUGLAS | 280,858 | 340,878 | 302,473 | 347,892 |
| 1st BANK **** | EVANSTON | 468,966 | 535,670 | 523,048 | 0 |
| STATE BANK | GREEN RIVER | 35,597 | 34,100 | 35,465 | 36,813 |
| OREGON TRAIL BANK | GUERNSEY | 26,403 | 25,569 | 28,587 | 26,839 |
| BANK OF JACKSON HOLE | JACKSON | 501,460 | 516,128 | 508,639 | 548,057 |
| ROCKY MOUNTAIN BANK | JACKSON | 234,052 | 180,563 | 193,700 | 152,686 |
| CENTRAL BANK & TRUST | LANDER | 139,392 | 127,608 | 132,580 | 132,874 |
| WYOMING STATE BANK | LARAMIE | 107,212 | 113,384 | 114,667 | 117,219 |
| LUSK STATE BANK | LUSK | 39,250 | 45,529 | 44,659 | 47,446 |
| UINTA BANK | MOUNTAIN VIEW | 76,026 | 82,956 | 78,040 | 88,866 |
| FIRST STATE BANK OF NEWCASTLE | NEWCASTLE | 118,967 | 128,577 | 122,413 | 125,008 |
| FARMERS STATE BANK | PINE BLUFFS | 20,042 | 20,049 | 21,057 | 21,492 |
| FIRST BANK OF WYOMING *** | POWELL | 0 | 288,482 | 293,266 | 0 |
| COWBOY STATE BANK | RANCHESTER | 39,991 | 36,940 | 36,044 | 36,979 |
| BANK OF COMMERCE | RAWLINS | 99,013 | 106,856 | 104,314 | 110,169 |
| RSNB BANK * | ROCK SPRINGS | 0 | 0 | 0 | 320,649 |
| SUNDANCE STATE BANK | SUNDANCE | 119,735 | 126,067 | 117,007 | 132,398 |
| PINNACLE BANK - WYOMING | TORRINGTON | 509,008 | 524,113 | 521,887 | 549,128 |
| PLATTE VALLEY BANK | TORRINGTON | 165,182 | 163,813 | 161,120 | 165,891 |
| FIRST STATE BANK | WHEATLAND | 242,844 | 238,019 | 241,380 | 248,768 |
| TOTAL DEPOSITS - STATE BANKS | | 3,978,748 | 4,419,602 | 4,345,679 | 4,232,691 |

* Converted to state charter May 31, 2012

** Converted to state charter June 29, 2012

*** Converted to state charter June 30, 2011; Merged with Glacier Bank in Kalispell, MT April 30, 2012

**** Merged with Glacier Bank in Kalispell, MT April 30, 2012

STATE BANKS LOAN/DEPOSIT RATIOS

67.58%

63.72%

65.53%

64.35%

TOTAL DEPOSITS COMPARISON (000 omitted)

WYOMING NATIONAL BANKS

| BANK | LOCATION | December 31, 2010 | December 31, 2011 | September 30, 2011 | September 30, 2012 |
|--|--------------|-------------------|-------------------|--------------------|--------------------|
| FIRST NATIONAL BANK ** | BUFFALO | 191,643 | 195,664 | 186,111 | 0 |
| HILLTOP NATIONAL BANK | CASPER | 434,375 | 513,567 | 503,423 | 546,564 |
| FIRST NATIONAL BANK OF GILLETTE | GILLETTE | 341,878 | 398,010 | 357,177 | 412,875 |
| SUMMIT NATIONAL BANK | HULETT | 65,166 | 61,446 | 66,365 | 58,467 |
| FIRST NATIONAL BANK OF WYOMING | LARAMIE | 157,536 | 160,297 | 165,532 | 146,435 |
| FIRST NATIONAL BANK AND TRUST *** | POWELL | 258,454 | 0 | 0 | 0 |
| RAWLINS NATIONAL BANK | RAWLINS | 128,470 | 130,841 | 129,867 | 136,921 |
| WYOMING NATIONAL BANK | RIVERTON | 96,510 | 98,091 | 100,127 | 102,798 |
| ROCK SPRINGS NATIONAL BANK * | ROCK SPRINGS | 304,388 | 320,557 | 308,212 | 0 |
| TOTAL DEPOSITS - NATIONAL BANKS | | 1,978,420 | 1,878,473 | 1,816,814 | 1,404,060 |

* Converted to state charter May 31, 2012

** Converted to state charter June 29, 2012

*** Converted to state charter June 30, 2011

| | | | | |
|------------------------------------|--------|--------|--------|--------|
| NATIONAL BANKS LOAN/DEPOSIT RATIOS | 51.71% | 45.71% | 47.88% | 45.35% |
| ALL BANKS LOAN/DEPOSIT RATIOS | 62.31% | 58.35% | 60.33% | 59.62% |

TOTAL ASSETS COMPARISON (000 omitted)
WYOMING STATE BANKS

| BANK | LOCATION | December 31, 2010 | December 31, 2011 | September 30, 2011 | September 30, 2012 |
|-----------------------------------|---------------|-------------------|-------------------|--------------------|--------------------|
| THE BANK OF STAR VALLEY | AFTON | 114,419 | 119,109 | 117,593 | 115,832 |
| SECURITY STATE BANK | BASIN | 286,506 | 303,410 | 298,031 | 304,340 |
| FIRST NORTHERN BANK OF WYOMING ** | BUFFALO | 0 | 0 | 0 | 231,845 |
| JONAH BANK OF WYOMING | CASPER | 181,644 | 199,079 | 187,070 | 225,396 |
| CHEYENNE STATE BANK | CHEYENNE | 42,145 | 41,098 | 40,106 | 38,796 |
| SECURITY FIRST BANK | CHEYENNE | 66,573 | 63,639 | 66,291 | 65,026 |
| TRI-COUNTY BANK | CHEYENNE | 53,796 | 55,068 | 55,165 | 56,066 |
| WYOMING BANK AND TRUST | CHEYENNE | 120,513 | 121,388 | 117,824 | 132,302 |
| CONVERSE COUNTY BANK | DOUGLAS | 311,306 | 374,339 | 335,258 | 386,231 |
| 1st BANK **** | EVANSTON | 716,070 | 785,634 | 768,136 | 0 |
| STATE BANK | GREEN RIVER | 40,217 | 38,942 | 40,188 | 41,709 |
| OREGON TRAIL BANK | GUERNSEY | 29,751 | 28,822 | 31,928 | 30,175 |
| BANK OF JACKSON HOLE | JACKSON | 551,088 | 569,052 | 560,728 | 603,633 |
| ROCKY MOUNTAIN BANK | JACKSON | 286,994 | 222,215 | 237,554 | 210,064 |
| CENTRAL BANK & TRUST | LANDER | 156,249 | 149,976 | 159,213 | 155,987 |
| WYOMING STATE BANK | LARAMIE | 124,097 | 131,137 | 131,984 | 135,095 |
| LUSK STATE BANK | LUSK | 43,539 | 50,828 | 49,197 | 52,907 |
| UINTA BANK | MOUNTAIN VIEW | 88,522 | 96,507 | 91,369 | 102,901 |
| FIRST STATE BANK OF NEWCASTLE | NEWCASTLE | 136,740 | 147,495 | 142,126 | 145,751 |
| FARMERS STATE BANK | PINE BLUFFS | 21,847 | 21,799 | 22,855 | 23,384 |
| FIRST BANK OF WYOMING *** | POWELL | 0 | 391,151 | 377,079 | 0 |
| COWBOY STATE BANK | RANCHESTER | 43,847 | 40,916 | 39,950 | 41,024 |
| BANK OF COMMERCE | RAWLINS | 110,850 | 119,810 | 117,154 | 123,974 |
| RSNB BANK * | ROCK SPRINGS | 0 | 0 | 0 | 362,270 |
| SUNDANCE STATE BANK | SUNDANCE | 129,772 | 137,838 | 129,903 | 145,728 |
| PINNACLE BANK - WYOMING | TORRINGTON | 576,529 | 597,680 | 594,058 | 626,387 |
| PLATTE VALLEY BANK | TORRINGTON | 199,404 | 201,305 | 196,190 | 206,464 |
| FIRST STATE BANK | WHEATLAND | 270,623 | 268,495 | 271,679 | 280,161 |
| TOTAL ASSETS - STATE BANKS | | 4,703,041 | 5,276,732 | 5,178,629 | 4,843,448 |

* Converted to state charter May 31, 2012

** Converted to state charter June 29, 2012

*** Converted to state charter June 30, 2011; Merged with Glacier Bank in Kalispell, MT April 30, 2012

**** Merged with Glacier Bank in Kalispell, MT April 30, 2012

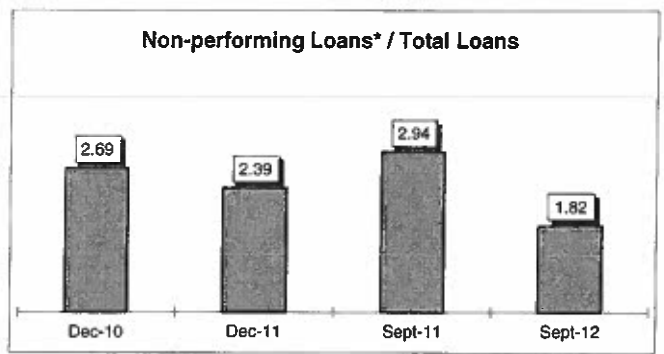

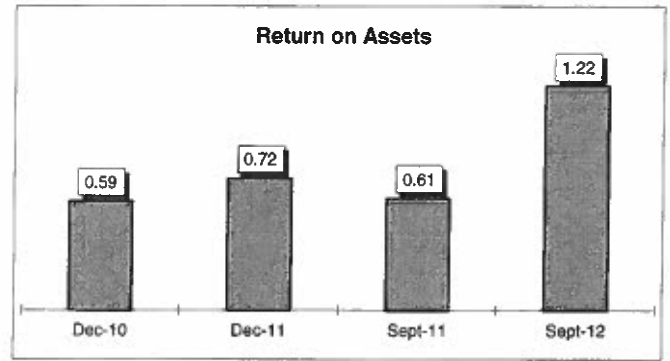
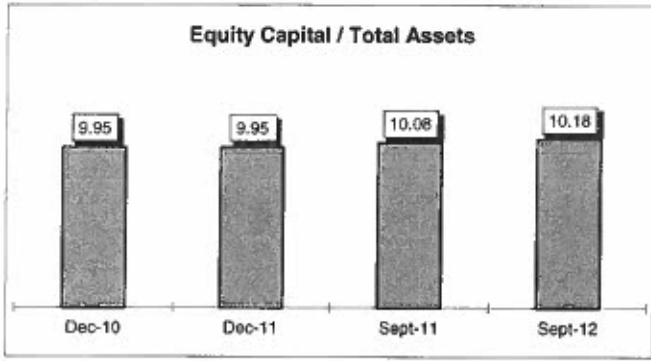
TOTAL ASSETS COMPARISON (000 omitted)
WYOMING NATIONAL BANKS

| BANK | LOCATION | December 31, 2010 | December 31, 2011 | September 30, 2011 | September 30, 2012 |
|--------------------------------------|--------------|-------------------|-------------------|--------------------|--------------------|
| FIRST NATIONAL BANK ** | BUFFALO | 211,154 | 216,013 | 206,633 | 0 |
| HILLTOP NATIONAL BANK | CASPER | 482,306 | 572,190 | 561,183 | 612,259 |
| FIRST NATIONAL BANK OF GILLETTE | GILLETTE | 389,786 | 450,458 | 408,889 | 468,220 |
| SUMMIT NATIONAL BANK | HULETT | 73,563 | 71,501 | 74,724 | 65,348 |
| FIRST NATIONAL BANK OF WYOMING | LARAMIE | 178,970 | 181,380 | 187,157 | 168,562 |
| FIRST NATIONAL BANK AND TRUST *** | POWELL | 352,098 | 0 | 0 | 0 |
| RAWLINS NATIONAL BANK | RAWLINS | 146,039 | 149,705 | 148,508 | 154,615 |
| WYOMING NATIONAL BANK | RIVERTON | 108,513 | 112,511 | 114,313 | 117,579 |
| ROCK SPRINGS NATIONAL BANK ** | ROCK SPRINGS | 336,589 | 361,579 | 347,561 | 0 |
| TOTAL ASSETS - NATIONAL BANKS | | 2,279,018 | 2,115,337 | 2,048,968 | 1,586,583 |


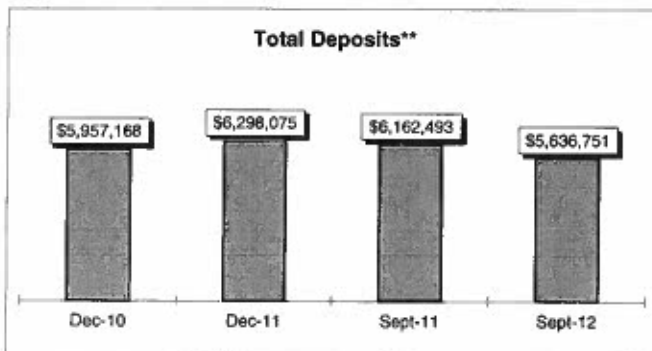

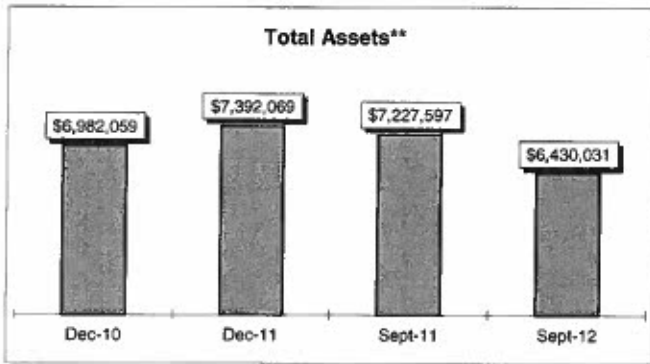
* Converted to state charter May 31, 2012
 ** Converted to state charter June 29, 2012
 *** Converted to state charter June 30, 2011

**WYOMING
STATE AND NATIONAL BANKS
September 30, 2012**

Graph A



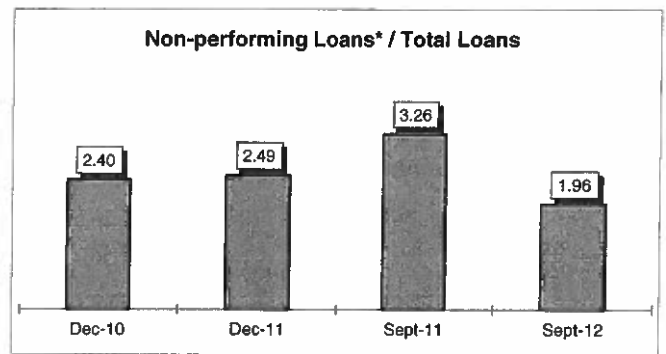

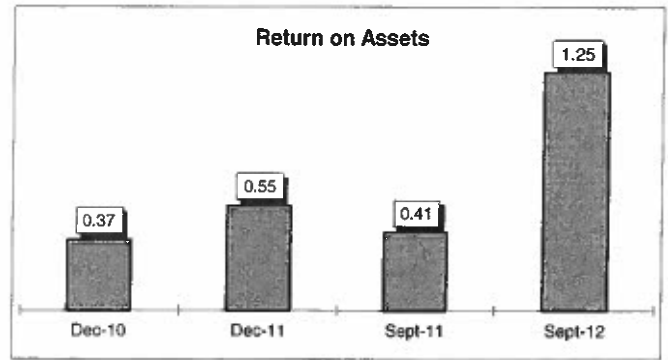
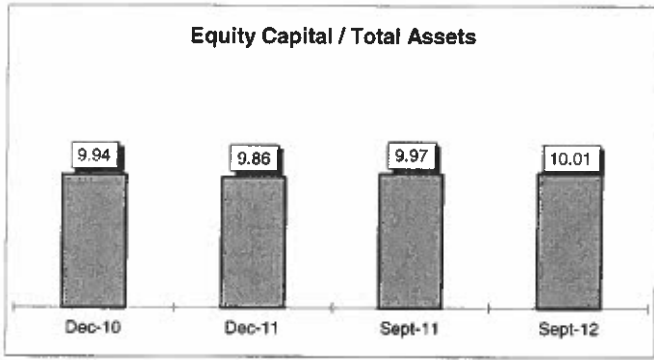
*Non-performing = 90+ days past due plus nonaccrual totals




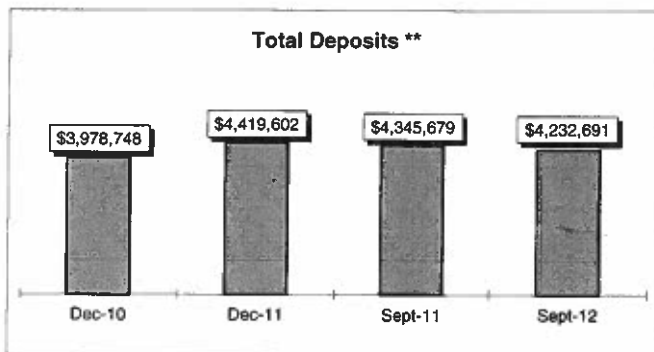

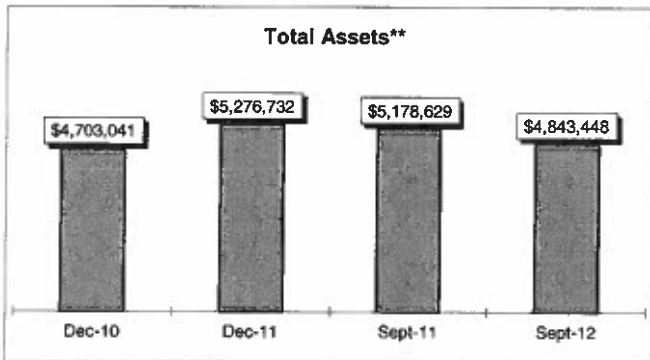
** 000 omitted

WYOMING
STATE BANKS
September 30, 2012

Graph B



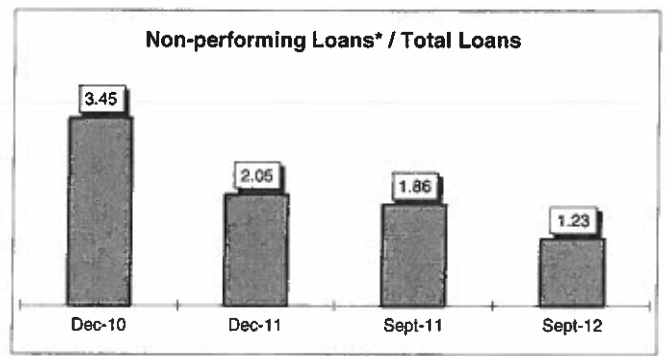

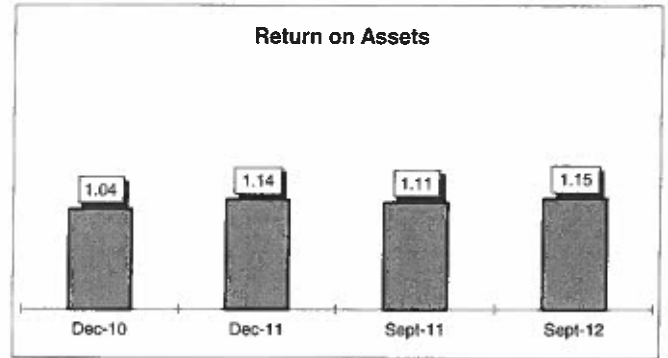
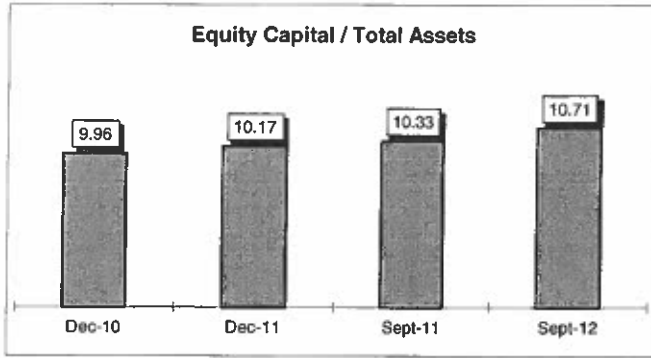
*Non-performing = 90+ days past due plus nonaccrual totals




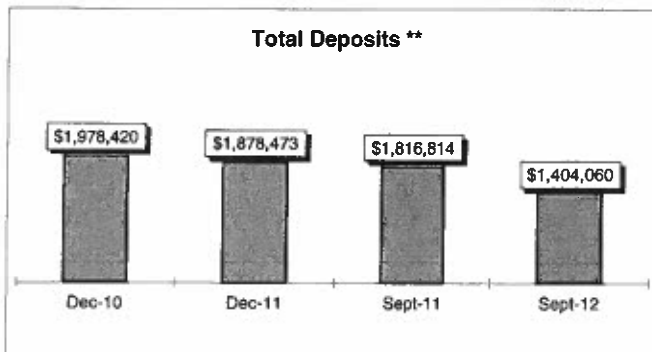

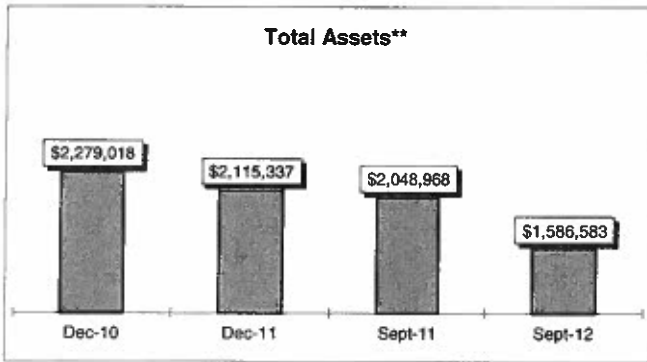
** 000 omitted

**WYOMING
NATIONAL BANKS
September 30, 2012**

Graph C



*Non-performing = 90+ days past due plus nonaccrual totals



** 000 omitted